




Casadei Industria Group  
www.casadei-industria.com

TECHNOLOGY FOR

■ WOODWORKING

■ BUILDING/ARCHITECTURE

■ VISUAL COMMUNICATION



# E450

Automatic Edgebander with chain feeding system

**S.M. Meccanica s.r.l.**

Via Guardia di Rocca, 14  
47899 Serravalle - Repubblica di San Marino  
Tel. +378 0549 960011 - Fax +378 0549 955010 - sales@smmeccanica.sm

**samec s.p.a.**

Via Tane di Baragone, 11  
47899 Serravalle - Repubblica di San Marino  
Tel. (+378) 0549/900720 - Fax (+378) 0549/955010 - sales@samec.sm

Professional finishing quality in only 2,35 metres length.

- Maximum finishing quality
  - ✓ Chain feeding system
  - ✓ 2 free spaces for finishing units
- High performance
  - ✓ 7 m/min feed speed
  - ✓ 45 mm panel height
  - ✓ 3 mm edge coils
- Minimum space occupied
  - ✓ 2,35 m
- Easy to use
  - ✓ unit settings with a piece of edge
  - ✓ easy and intuitive use of machine



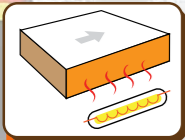
Glueing unit **PURE** (opt.)

## Revolutionary glueing technology

“At last, perfect glueing for every level of investment”

- ✓ The unit can work both with PUR or EVA glue, no cleaning is required even if machine does not work for a few days.
- ✓ Manual loading with hot melt adhesive granules or automatically with cartridges by using a melter.
- ✓ Easy and quick glue changing thanks to the emptying and cleaning cycle of the glue pot. An extra interchangeable glue pot is available, upon request.
- ✓ Finishing, bonding and sealing of edge incomparable respect to traditional glueing systems.





### Infrared lamp (optional)

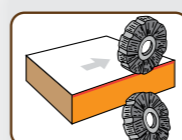
#### TO GUARANTEE THE BEST GLUEING CONDITIONS

- Creates the best conditions for perfect glueing.
- Heats panels and removes all traces of dampness.

### Pneumatic shear, pressure rollers, edge feeding system

#### DETAILS THAT MAKE THE DIFFERENCE

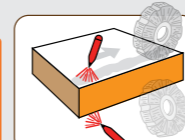
- Edge feeding synchronized with panel being processed
- Oscillatory movement of the cutting shear unit to guarantee perfect glueing
- Quick and precise positioning of the pressure rollers. The system "reads" the edge thickness, making mistakes impossible!



### Buffing unit (optional)

#### BRIGHT AND SHINY EDGES

- Uniform colouring and finishing even on processed edges.
- 2 motors for buffing unit diameter 120 mm rotating at 1.400 rpm.



### Polishing spray unit (optional)

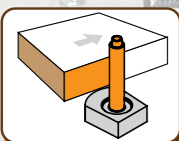





#### MIRROR FINISHING

- Spray function controlled by PLC.
- 2 sprayers (lower and upper) and liquid tank.



Two free spaces available, so that machine can be equipped with two of the following finishing optionals:

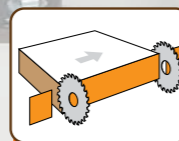
- Edge Scraping unit
- Edge Glueing unit
- Buffing unit



### Glueing unit

#### PERFECT GLUEING, QUICK AND PRACTICAL SET-UPS

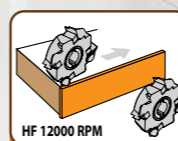
- 6 heating elements to guarantee uniform glue temperature.
- Motorized glue spreading roller with an internal electrical heating element.
- Teflon-coated glue pot to permit complete and rapid cleaning.



### End Trimming unit

#### PERFORMANCE AND VERSATILITY

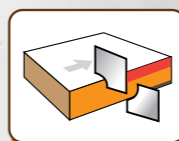
- 2 blades for perfect front/rear end trimming on all types of edges.
- Operating cycle controlled by PLC.
- Blade rotation speed - 12.000 rpm
- Integrated suction system.



### Flush Trimming units

#### NO ADJUSTMENTS

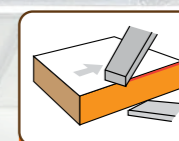
- The system "reads" the edge thickness, making mistakes impossible!
- Rapid changeovers working between radius milling, thin and solid edges.
- 2 HF motors 200 Hz - 12,000 rpm - 0.37 kW



### Edge Scraping unit (optional)

#### PERFECT PLASTIC EDGES EVEN IN BACKLIGHT

- Blowers for detachment and removal of shavings.
- Dust extraction system complete with box to separate and collect edge scraping shavings.



### Glue Scraping unit (optional)

#### REMOVAL OF EXCESS GLUE

- Copier discs with automatic cleaning system.
- Two separate knobs which allow an easy positioning of the tool and a fast exclusion of the unit.

## Chain panel feeding

### FOR INDUSTRIAL QUALITY EDGEBANDING

- Firm grip of panel guaranteed by special non-slip rubber on the pads.
- Linear feeding ensured by double sliding tracks with a special geometric profile accurately machined with precision to a hundredth of a millimetre.
- Long lasting monolithic frame fully processed only in one cycle on a CNC machining centre.



## Top pressure bar



### ERGONOMICS AND FUNCTIONALITY

- Height of pressure bar adjustable from the loading position of the panel. Complete with control for safe locking and position visualization.

## Internal LED light (opt.)



### ALL UNITS UNDER CONTROL

- The internal led lights on the units allows to make adjustments in safety, even with bad outside lighting.

## Compositions

### E450



### Options for free spaces



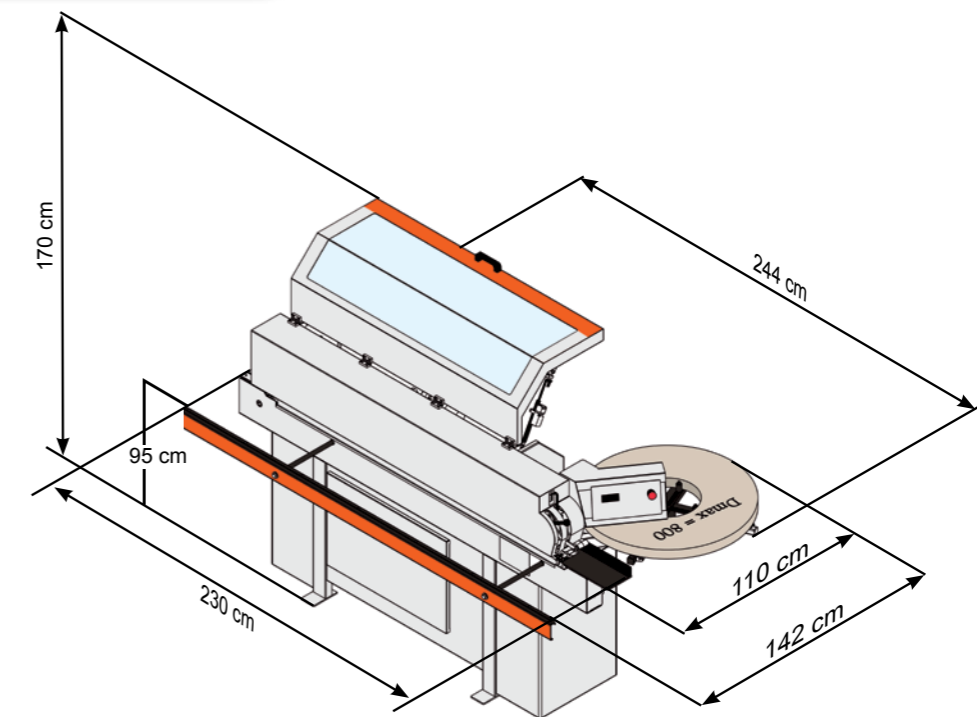
### Options without occupying spaces



## Technical features

Min./max. panel height	min. 8 – max. 50 mm
Min./max. edge thickness	0.4 – 3 mm (coils) / 0.4 – 3 mm (strips)
Panel width	min. 95 mm
Panel length ( side being processed)	min. 210 mm
Panel feed speed	7 m/min
Glue pot heating element	1315 W – 6 cartridges
End trimming blade rotation speed	9.000 rpm
End trimming motor	50 Hz – 0.18 kW
Flush trimming motors (each)	200 Hz – 12.000 rpm – 0.37 kW
Cutterblocks with combined WIDIA disposable Knives (radius/bevelled)	∅ 75 mm Z4 – hole ∅ 16 mm (r = 2–3 mm)
Total power installed	5 kW approx.
Weight	410 Kg approx.

## Overall dimensions



We reserve the right to make technical modifications. The machines illustrated may include fittings and accessories not included on standard machine versions. For photographic purposes, some units are shown without protections. Machines must however always be used with all protections fitted and operative.